

GAST[®]

Product Line Overview

Air Motors
Air Compressors
Vacuum Pumps
Tank Systems

We move the air that moves your world.



WHY CHOOSE GAST?

NEARLY A CENTURY OF QUALITY AIR-MOVING HISTORY

Since 1921, Gast Manufacturing, Inc. has been a leader in the design and manufacturing of quality air-moving products. We specialize in offering cost effective solutions for a wide variety of industries including industrial manufacturing, healthcare, and environmental cleanup applications.

COMPREHENSIVE PRODUCT PORTFOLIO

Gast's wide array of pneumatic products include vacuum pumps, compressors, air motors, gear motors, vacuum generators and regenerative blowers - all tailored to meet the many challenging applications of OEMs and end users worldwide. Our products are trusted to operate in critical applications, due to their advanced performance and durability. To virtually eliminate downtime, they're also designed for ease of serviceability and many are equipped with dual-voltage motors - making them the most versatile products in the industry.

LEADING THE INDUSTRY

Gast has extensive knowledge of the pneumatic industry and our customer's needs continually drive the development of new and innovative products. With the expertise of our engineers and designers, we're able to help identify and implement optimal products for each of our customers' specific applications.

COMMITTED TO CUSTOMER SERVICE

Gast and its global distribution network provide the support and service our customers can count on. From initial inquiry through dedicated after sales support, Gast can be counted on to be there when needed. Additionally, OEM customers are also assigned dedicated customer service and account managers, along with product and service training.

STATE OF THE ART PNEUMATICS LAB

Our industry leading pneumatics lab provides a full range of onsite product testing capabilities. Our engineering group has access to state of the art data acquisition tools, enabling them to solve the most difficult customer problems. We use our capability not only to continually improve our own product, but we actively work with our customers to provide assistance as they develop their own new products.



PROUDLY DESIGNED & MANUFACTURED IN

BENTON HARBOR

MICHIGAN USA

WITH FOREIGN & DOMESTIC PARTS


GAST®

Performance Overview

Air Motors/ Gearmotors




- Variable speed
- Non-electrical sparking
- Cool running
- Compact, portable
- Mount in any position



Rotary Vane



- Oilless or lubricated
- Low vibration
- Pulse-free air delivery
- Extra quiet AT Series



Diaphragm




- Oilless
- Quiet operation
- Compact, lightweight
- High efficiency
- Corrosion resistant



Piston



- Oilless
- Rugged construction
- Corrosion resistant



Rocking Piston




- Oilless
- Quiet operation
- Lightweight
- Corrosion resistant



Regenerative Blowers



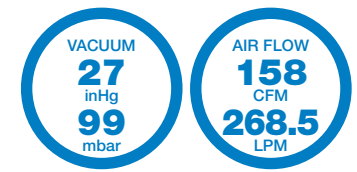
- Oilless
- Mount in any position
- Continuous, non-pulsating air flow



Vacuum Generators



- Compact, lightweight
- Quiet operation
- Low air consumption
- No moving parts
- High efficiency



Tank Systems



- Oilless
- Quiet operation
- Instantaneous supply of pressure/vacuum



AIR MOTOR
9.5 HP
7.1 kW

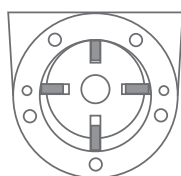
VARIABLE SPEEDS
10000 RPM

GEAR MOTOR MAX TORQUE
5200 lb. in.
587 Nm

Air Motors/ Gear Motors

Typical Applications

- Mixing equipment
- Conveyor drives
- Pump drives
- Food packaging
- Pharmaceutical packaging
- Hoists and winches
- Hose reels
- Fiberglass choppers
- Tension devices
- Turntables



Compressed air into an air motor forces the sliding vanes out of the eccentric-mounted rotor. An extended shaft on the rotor spins to perform the work.

- Modular design (MVP)
- Available in lubricated or non-lubricated models
- Variable speed
- Non-electrical sparking
- Cool running
- Compact and portable
- Operate in all positions
- Mounting flexibility -hub, foot, face, NEMA C-Flange, or Metric D Series interface mountings and clockwise, counter-clockwise, or reversible rotations
- Four and eight vane models also available
- Air powered gearmotors are available in right-angle and in-line models
- A full line of recommended accessories available

Specifications

	Model/Series	Maximum Speed		Output Power		Torque		Max Air Consumption		Maximum Torque	
		rpm	hp	kW	lb. in.	Nm	CFM	m ³ /h	rpm	lb. in.	Nm
Standard Air Motors	1AM (A)	10,000	0.45	0.33	2.75	0.31	20.5	35.1	650	5.6	0.65
	1UP (B)	6,000	0.45	0.33	5.25	0.58	27	47	500	6.00	0.68
	2AM (A)	3,000	0.93	0.68	19.50	2.20	30	49.5	350	26.1	3.05
	4AM (A)	3,000	1.70	1.30	36.00	4.1	78	132.5	300	56.00	6.3
	6AM (A)	3,000	4.00	3.00	84.00	10.00	128	228	300	115.00	13.00
	8AM (A)	2,500	5.25	3.90	132.00	14.40	175	293	300	185.00	21.00
	16AM (A)	2,000	9.50	7.10	290.00	34.00	275	475	300	372.00	43.00

	Model/Series	Gear Ratio	Maximum Speed		Line Pressure	Output Power		Torque		Maximum Air Consumption		Maximum Torque	
			rpm	hp		kW	lb. in.	Nm	CFM	m ³ /h	lb. in.	Nm	
MVP Air Motors	MVP02	-	3,500		1.0	0.75	23.00	2.60	46	78.00	500	25	2.82
	MVP03	-	3,500		1.60	1.19	29	3.28	60	102.00	500	35	4
	MVP05	-	3,500		3.00	2.24	49	5.50	84	143.00	500	69	7.8
	MVP06	-	3,500		4.00	2.98	68	7.68	98	167.00	500	95	10.73
	MVP02 (GM)	19:1	150		1.00	0.75	340	38.40	46	25	25	375	42.4
	MVP05 (GM)	9:1	400		3.00	2.24	480	54.23	77	28	28	605	68.36
	MVP05 (GM)	15:1	450		3.00	2.24	330	37.28	93	30	30	960	108.46
	MVP06 (GM)	20:1	325		4.00	2.98	800	90.38	125	25	25	1450	163.82
Gear Motors	1AM-NRV	15:1	350		A	0.34	0.26	62	7.1	21.0	36	72	8.1
	1UP-NRV	15:1	400		C	0.32	0.23	49	5.5	2	36	71	8.0
	4AM-RV	10:1	300		B	1.26	0.94	274	31.0	57.5	98	425	48.0
	4AM-RV	15:1	200		B	1.25	0.90	400	45.2	60.0	102	640	72.0
	4AM-70C	20:1	150		A	1.17	0.87	487	55.0	71.0	120	740	83.6
	4AM-70C	40:1	75		A	0.95	0.71	800	90.4	71.0	120	1255	141.8
	4AM-70C	60:1	50		A	0.82	0.61	1040	117.5	71.0	120	1640	185.3
	16AM-13	20:1	100		A	6.50	4.85	4175	471.8	275.0	468	5175	584.8

Rotary Vane

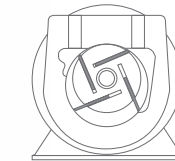
Typical Applications

- Breathing air supply
- Circulation therapy
- Packaging
- Graphic arts
- Pond aeration
- Vacuum hold-down
- Air sampling
- Office/business machines
- Food processing equipment
- Laboratory use
- Soil sparging
- Vacuum forming
- Air bearings

PRESSURE
25 psig
1.7 bar

VACUUM
28 inHg
65 mbar

AIR FLOW
112 CFM
190 m³/h



Sliding, flat vanes in an eccentric-mounted rotor are flung outward against the bore of the pump to generate pressure and vacuum in a rotary vane pump.

- Oilless or lubricated models
- Dual function styles available
- Low vibration
- Pulse-free air delivery
- Extra quiet AT Series
- Long, service-free life
- Simplex and duplex vacuum tank systems (2 to 60 gallon tank)
- Electric motors are dual frequency, multi-voltage AC for worldwide applications, with models rated 12 and 24 volts DC
- A complete line of accessories available

Specifications

	Model/Series	Power Rating		Free Air Flow				Maximum Pressure		Maximum Vacuum	
		60 Hz		CFM				psi	bar	inHg	mbar
		hp	kW	50 Hz	60 Hz	50 Hz	60 Hz				
Motor Mounted Models	1531 24V BLDC	1/10	0.07	1.7	1.7	2.9	2.9	10	0.7	25	167
	1531	1/10	0.07	1.25	1.5	2.12	2.5	15	1.0	20	335
	0532	1/15	0.05	.29	.6	0.49	1.0	15	1.0	20	335
	1032	1/15	0.05	.92	1.1	1.56	1.9	10	0.7	20	335
	1532	1/10	0.07	1.3	1.5	2.2	2.5	10	0.7	20	335
	2032	1/8	0.09	2.0	2.4	3.4	4.1	10	0.7	26	133
	3032	1/6	0.12	2.4	2.6	4.1	4.4	10	0.7	26.5	116
	0211	1/6	0.12	1.1	1.3	1.9	2.2	20	1.4	20	335
	*0323-1423 (6 models)	1/4 - 1	0.19-0.56	2.7-11.5	3.2-13	4.6-19.5	5.4-22	10	0.7	26.5	116
	*AT03 - AT05	1/4	0.19	3.8-4.8	-	-	6.5-8.2	5	0.4	24	150
Separate Drive Models	0533	1/15	0.05	0.5	0.6	0.85	1.0	15	1.0	20	335
	1033	1/10	0.07	0.9	1.1	1.53	1.9	15	1.0	20	335
	1034	1/6	0.13	-	1.6	-	2.7	10	0.7	20	335
	1534	1/6	0.13	-	2.2	-	3.7	10	0.7	20	335
	0740	1/4 - 1/3	0.19 - 0.25	1.5 - 4.9	1.9 - 6.0	2.5 - 8.3	3.2 - 10	10	0.7	20	335
	1550	3/4	0.56	11.5	14.5	19.5	24.7	15	1.0	20	335
	1065-2565	1/2 - 1 1/2	0.37 - 1.1	7.3 - 16.5	8.5 - 21	12 - 28	4.4 - 35.7	25	1.7	28	65
	2067-2567	1 - 1 1/2	0.75 - 1.1	14 - 17	17 - 21	24 - 29	29 - 35.7	15	1.0	28	65
	3040	2	1.5	31	40	53	68	10	0.7	20	335
	6066	5	3.7	45	55	76	93.5	15*	1.0	25	167

* Standard model performance. Soil sparging model capable of 20 psi

PRESSURE
60
psig
4.2
bar

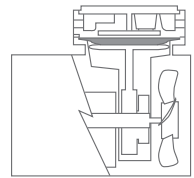
VACUUM
29
inHg
31
mbar

AIR FLOW
3.8
CFM
6.5
m³/H

Diaphragm/ Miniature

Typical Applications

- Blood analysis
- Respirators/nebulizers
- Vacuum pad hold-down
- Dental/surgical
- Automobile cruise controls
- Graphic arts equipment
- Air and gas analysis
- Breast pumps
- Sterilizers
- Air brushes
- Agricultural foam markers
- Oil atomizers
- Lab equipment



In reciprocating motion, with a short stroke, the diaphragm at the top of the connecting rod flexes up and down in a closed chamber, creating pressure or vacuum.

- Oilless
- Rugged construction
- Quiet
- Cooler air output
- Easy maintenance
- Compact, lightweight
- Corrosion resistant
- Low power consumption
- Standard, twin, and miniature styles

- Electric motors available in dual frequency, shaded pole, and permanent split capacitor (psc) versions as well as AC multi-voltages for worldwide applications
- 4 - 24 volt DC options on the miniature styles

Specifications

	Model/Series	Power Rating		Free Air Flow	Maximum Pressure		Maximum Vacuum	
		60 Hz			psi	bar	inHg	mbar
		hp	kW	LPM				
Standard Diaphragm Models	MOA (AC/DC)	1/8	0.09	1.36	50	3.5	24	200
	MAA (AC)	1/8	0.09	2.68	50	3.5	28.5	48
	DOA (AC/DC)	1/3	0.25	3.32	60	4.2	25.5	150
	DAA (AC)	1/15	0.37	6.46	60	4.2	29	31
Miniature Diaphragm Models	10D (AC)	-	-	3.8	15	1.0	15	505
	15D (DC)	-	-	4.3	15	1.0	14	526
	15D (AC)	-	-	7.0	24	1.9	20	335
	15D (DC)	-	-	7.0	20	2.0	20	335
	22D (AC)	1/20	0.04	26.3	25	1.7	23	234
	22D (DC)	1/8	0.09	36.8	25	1.7	22.5	251



Piston

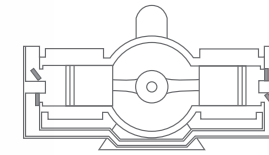
Typical Applications

- Cable pressurization
- Tire inflators
- Air suspension
- Beverage dispensing
- Door closures
- Pneumatic temperature controls
- Power spraying
- Spray painting
- Medical/dental clinics

PRESSURE
125
psig
8.8
bar

VACUUM
28.5
inHg
48
mbar

AIR FLOW
11
CFM
18.7
m³/H



In reciprocating motion, the piston moves up and down or back and forth inside a cylinder creating pressure or vacuum.

- Oilless
- Rugged construction
- Long, service-free life
- Corrosion resistant
- Motor-mounted or separate drive styles
- Dual frequency, AC multi-voltage, 12 and 24 volt DC options also available

- Tank-mounted piston compressors come in simplex and duplex styles and in tank sizes ranging from 2 to 60 gallons
- A complete line of recommended accessories also available

Specifications

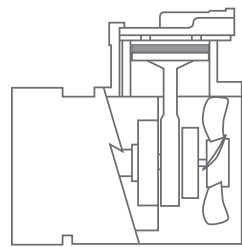
	Model/Series	Power Rating		Free Air Flow				Maximum Pressure		Maximum Vacuum	
		60 Hz		CFM		m3/h		psi	bar	inHg	mbar
		hp	kW	50 Hz	60 Hz	50 Hz	60 Hz				
Standard Motor Mounted Models	1L	1/6	0.12	1.5	1.5	2.55	2.55	50	3.5	-	-
	2L	1/4	0.19	2.4	2.4	4.1	4.1	50	3.5	-	-
	3L	1/3	0.25	3.1	3.1	5.3	5.3	50	3.5	-	-
	4L	1/2	0.37	4.5	4.5	7.7	7.7	50	3.5	-	-
	5L	3/4	0.56	5.4	5.4	9.2	9.2	50	3.5	-	-
	6L	1	0.74	6.3	6.3	10.7	10.7	50	3.5	-	-
	7L	1 1/2 - 2	1.1 - 1.5	10.2	10.2	17.3	17.3	50	3.5	-	-
	8L	2	1.5	9.1	12.4	15.5	20.7	50	3.5	-	-
	1H	1/6	0.12	1.3	1.3	2.2	2.2	100	7.0	-	-
	2H	1/4	0.19	2.1	2.1	3.6	3.6	100	7.0	-	-
	3H	1/3	0.25	2.4	2.4	4.1	4.1	100	7.0	-	-
	4H	1/2	0.37	3.5	3.5	6.0	6.0	100	7.0	-	-
	5H	3/4	0.56	4.7	4.7	8.0	8.0	100	7.0	-	-
	6H	1	0.74	5.4	5.4	10.7	9.2	100	7.0	-	-
	7H	1 1/2 - 2	1.1 - 1.5	9.1	9.1	15.5	15.5	100	7.0	-	-
	8H	2	1.5	11	11	18.7	18.7	100	7.0	-	-
	IVAF	1/6	0.12	1.49	1.80	2.53	3.06	-	-	27.5	82
4VSF	1/2	0.37	3.38	4.2	5.75	7.1	-	-	28.5	48	
4VCF	1/2	0.37	4.15	5.00	7.06	8.50	-	-	27.5	82	
5VDF	1 1/2	1.1	8.72	10.50	14.82	17.85	-	-	27.5	82	
Seperate Drive Models	PCA	1.7	1.27	6.1		10.4		125	8.8	-	-
	PCD	1.1	0.82	4.7		8.0		100	7.0	-	-
	VAB	.13	0.10	1.3		2.2		-	-	27.5	82



Rocking Pistons

Typical Applications

- Oxygen concentrators
- Eye surgery equipment
- Ventilation equipment
- Surgical aspiration equipment
- Dental vacuum ovens
- Dental Compressors
- Lab test equipment
- Dry Sprinkler
- Beverage Dispensing
- Cable Pressurization
- Vacuum Mixing
- Diving Air



In a reciprocating motion, a flexible cup mounted on top of the connecting rod creates vacuum or pressure as the cup maintains a seal against the cylinder walls in a rocking motion.

- Oilless – ideal for use in medical, dental, laboratory, and food applications
- Rugged construction
- Quiet operation
- Dual frequency motors
- Air flows up to 5.5 cfm, pressure to 175 psi and vacuum capabilities to 29.5 in-HG

- Corrosion resistant models, tank models, and a complete line of recommended accessories available

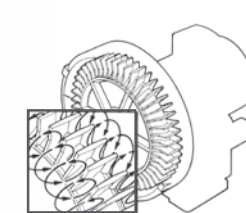
Specifications

	Model/Series	Power Rating		Free Air Flow						Maximum Pressure						Maximum Vacuum	
		60 Hz		CFM		m³/h		DC		psi			bar			Hg	mbar
		hp	kW	50 Hz	60 Hz	50 Hz	60 Hz	cfm	m³/h	50 Hz	60 Hz	DC	50 Hz	60 Hz	DC		
Standard Motor Mounted Models	LOA (SHADED POLE)	1/16	0.05	-	0.4	-	0.7	-	-	21	28.5	-	6.2	6.2	-	25.0	167.0
	LOA (PSC)	1/6	0.12	52.0	0.8	0.9	1.4	-	-	30	39	-	7.0	7.0	-	26.0	133.0
	LOA (DC)	1/10	0.07	-	-	-	-	0.6	1.1	35 - 78	43 - 55	7.0	-	-	7.0	27.0	99.0
	LAA	1/6	0.12	1.3	1.5	2.2	2.6	-	-	38	52	-	3.5	3.5	-	29.0	31.0
	71R (SINGLE CYL)	1/3	0.25	2.4	2.0	4.1	3.4	-	-	47 - 50	63 - 65	-	7.0	7.0	-	-	-
	71R (TWIN CYL)	1/3 - 3/4	0.25 - 0.56	3.3 - 4.5	4.0 - 4.5	5.5 - 7.7	6.8 - 7.7	-	-	50	65	-	1.0 - 7.0	1.0 - 7.0	-	28.0	65.0
	71R (TWIN CYL - HIGH PRESS)	1/3 - 1/2	1.25 - 0.37	1.9	1.9	2.9	3.2	-	-	35 - 78	40 - 105	-	12.1	12.1	-	-	-
	72R (SINGLE CYL)	1/3	0.25	2.0 - 2.5	2.5	3.4 - 4.3	4.3	-	-	150	170	-	7.0	7.0	-	28.0	65.0
	72R (TWIN CYL)	1/3 - 3/4	0.25 - 0.56	2.5 - 5.5	2.5 - 5.5	4.3 - 9.4	4.3 - 9.4	-	-	50 - 85	30 - 110	-	1.7-7.0	1.7-7.0	-	29.0	31.0
	86R	1/4	0.19	3.2	3.8	5.4	6.5	-	-	115	100 - 125	-	8.8	8.8	-	27.5	82.0
87R	1/2	0.37	4.1	4.8	7.0	8.2	-	-	75	95	-	8.8	8.8	-	29.5	14.0	

Regenerative Blowers

Typical Applications

- Air tables
- Solution and media agitation
- Vacuum hold-down and pickup
- Air blow-off
- Soil and ground water remediation
- Carton forming and packaging
- Lab filtration
- Sewage aeration
- Materials handling
- Aquaculture
- Pneumatic conveying



A certain amount of air slips past each impeller blade during rotation and returns to the base of a succeeding blade for reacceleration – “regenerative.”

- For high volume vacuum or compressed air applications
- Motor-mounted and separate drive models
- TEFC electric motors are UL and CSA certified on several models (see chart) and come in single and three-phase, dual frequency, and multi-voltage versions; 12 volt DC is available on the smallest model

- Special models with explosion-proof motors, 1/3 to 10 HP, are designed for soil vapor extraction applications. Consult Distributor or Factory for details (not shown on chart)
- A complete line of recommended accessories available

Specifications

	Model/Series	Power Rating		Free Air Flow				Maximum Pressure				Maximum Vacuum			
		60 Hz		CFM		m³/h		psi		bar		inHg		mbar	
		hp	kW	50 Hz	60 Hz	50 Hz	60 Hz	50 Hz	60 Hz	50 Hz	60 Hz	50 Hz	60 Hz	50 Hz	60 Hz
Standard Motor Mounted Models	R1	1/8	0.09	23	27	39	46	21	28.5	50	71	20	26.5	50	66
	R2	1/3, 1/2	0.25, 0.37	33	42	56	71	30	39	75	97	25	35	62	87
	R3	1/2	0.37	43	52 - 53	88 - 90	31 - 40	35 - 78	43 - 55	77 - 100	107 - 137	28 - 35	40 - 50	70 - 87	100 - 125
	R4	1	0.75	74	92	126	156	38	52	95	130	34	48	85	120
	R4P	1 1/2	1.1	110	127	187	216	47 - 50	63 - 65	117 - 125	157 - 162	43 - 45	59 - 60	107 - 112	147 - 149
	R5	2 1/2	1.86	133	160	226	272	50	65	125	162	47	60	117	149
	R6	1 1/2 - 5	1.86 - 3.73	180	215	306	365	35 - 78	40 - 105	87 - 194	100 - 262	45 - 70	45 - 88	112 - 174	112 - 219
	R6P	5 1/2	4.1	235 - 245	280 - 290	399 - 416	476 - 493	50 - 85	30 - 110	125 - 212	75 - 274	60 - 70	35 - 90	149 - 174	87 - 224
	R7	10	7.46	350	420	595	714	115	100 - 125	286	249 - 311	90	95 - 110	224	237 - 274
	R7P	18	13.4	666	795	1132	1351	90	105	224	262	85	95	212	237
R9	15	11.3	4.7	680	994	1155	125	125	311	311	105	115	262	286	
R9P	30	22.4	585	1350	1937	2294	110	125	274	311	100	110	249	274	
High Pressure Motor Mounted Models	R4H	6	4.5	107	128	182	217	277	284	690	707	184	184	457	457
Separate Drive Models	SDR4	4	3.0	147		128		182		217		277		284	
	SDR5	10	7.5	240		265		365		450		145		170	

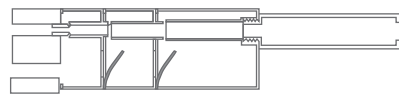
VACUUM
27
inHg
99
mbar

AIR FLOW
158
CFM
268.5
LPM

Vacuum Generators

Typical Applications

- Envelope insertion/extraction
- Evacuation of volatile vapors
- Aspiration
- Carton forming
- Robotic pick and place
- Any number of other vacuum applications where pump size, noise level, or high-temperature environment are considerations



As compressed air is forced through a conical nozzle, its velocity increases and pressure decreases. Gast vacuum generators operate on this venturi principle, which creates vacuum without a single moving part.

- Excellent for those vacuum applications where a regular vacuum pump may not be preferred
- 27 chemical and corrosion resistant models
- Single or multi-stage designs offer several options
- Compact, lightweight construction
- Low air consumption
- No moving parts - quiet operation
- Minimal maintenance
- Low operating cost
- Vacuum cups in flat and bellows, threaded or "slip fit" mounting options available, with diameters from 1/4 to 5 7/8 in

Specifications

	Model/Series Metric Models Have MG Prefix Instead Of VG	Free Air Flow		Maximum Vacuum		Air Consumption	
		CFM @ 0" HG	m ³ /h @ 1000 mbar	inHg	mbar	CFM at Suggested Air Pressure	
Single-Stage High Vacuum Series	VG-010-00-00	0.95	1.6	26	133	1.60 @ 30-75 psi	
	VG-015-00-00	2.2	3.7	27	99	3.50 @ 30-75 psi	
	VG-020-00-00	4	6.8	27	99	6.40 @ 30-75 psi	
Multi-Stage High Vacuum Series	VG-065-00-00	6.8	11.6	27	99	2.7 @ 68 psi	
	VG-130-00-00	12	20.4	27	99	4.9 @ 68 psi	
	VG-260-00-00	17	28.9	26	133	7.0 @ 68 psi	
Multi-Stage (Combination) High Performance And Severe-Duty	VG-260-02-00	36	61.1	26	133	14 @ 68 psi	
	VG-260-04-00	71	120.6	26	133	28 @ 68 psi	

Tank Systems

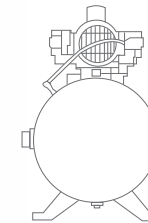
Typical Applications

- Dry sprinkler systems
- Beverage dispensing
- Lab use
- Medical/dental clinics
- Hospitals



PRESSURE
100
psig
7
bar

AIR FLOW
12.04
CFM
20.71
MIN



Tank systems are designed to make small pumps do big jobs and are a natural extension of the GAST air compressor and vacuum pump lines.

- Provides pulse free air
- Can prolong pump life
- Quiet operation
- Can help reduce maintenance and replacement cost
- Oilless operation
- ASME pressure safety valves and tanks available
- Instantaneous supply of pressure/vacuum
- UL listed tank systems for dry sprinkler applications available
- Complete line of recommended accessories available

Specifications

	Model	Power Rating		Operating Voltage	Free Air Flow				Tank Size		Max Pressure		Weight	
		60 Hz			50 Hz		60 Hz		gallons	liters	psig	bar	lbs	kg
		hp	kW		cfm	l/min	cfm	l/min						
Standard Tank Systems	1HAB-11T-M100X	1/6	0.12	115-60-1	-	-	1.3	2.2	2	7.57	100	7	49	22
	1HAB-94T-M100X	1/6	0.12	115-60-1	-	-	1.3	2.2	2	7.57	100	7	49	22
	1HAE-11T-M104X	1/6	0.12	220/230-50-1	1.3	2.2	-	-	2	7.57	100	7	49	22
	1LAA-11T-M100X	1/6	0.12	115-60-1	-	-	1.5	2.5	2	7.57	100	7	49	22
	2HAH-92T-M200X	1/4	0.19	115-60-1	-	-	1.7	3			100	7		
	2LAF-11T-M200X	1/4	0.19	115-60-1	-	-	2.1	3.6	2	7.57	50	3.5	55	25
	3HBB-11T-M300AX	1/3	0.25	115-60-1	-	-	2.4	4.0	12	45.42	100	7	93	42
	3HBB-13T-M300AX	1/3	0.25	115-60-1	-	-	2.4	4.0	2	7.57	100	7	93	42
	3HBE-11TF-M303X	1/3	0.25	208/230-50-60-1	2.4	4.0	2.4	4.0	12	45.42	100	7	93	42
	3LBA-11T-M300AX	1/3	0.25	115-60-1	-	-	3.1	5.0	12	45.42	50	3.5	93	42
	4LCB-11T-M450X	1/2	0.37	115/230-60-1	-	-	4.2	6.9	20	75.71	50	3.5	118	54
	5HCD-11T-M550NGX	3/4	0.56	115/230-60-1	4.7	7.9	4.7	-	20	75.71	100	70	121	55
	5LCA-11T-M550NGX	3/4	0.56	115/230-60-1	5.4	8.6	5.4	-	20	75.71	50	3.5	109	49
	6LCF-11T-M616NEX	1	0.75	115/230-60-1	6.3	10.7	6.3	-	30	113.56	50	3.5	125	57
	7HDD-11TA-M750X	1 1/2	1.1	115-208/230-60-1	-	-	9	15.3	30	113.56	100	7	155	70
	7LDE-11T-M750X	1 1/2	1.1	115-208/230-60-1	-	-	10.2	17.3	30	113.56	50	3.5	155	70
	8HDM-11TD-M853	2	1.5	220/240-380/440, 230/460-50-60-3	11	187	11	187	30	113.56	100	7	155	70
	8LDF-11TA-M850X	2	1.5	115/230-50-60-1	9.1	15.5	12.04	20.7	30	113.56	50	3.5	80	36.3

	Max. Gallons in System to Pump to 40 PSI in 30 min. In support of NFPA Standard 13	Model Number	Free Air Flow at 40 PSI (CFM)	Power Rating (HP)	Operating Voltage Frequency (HZ)	Dimensions (Inches)			Pipe Size (In. NPT)	Shipping Weight (lbs)	Tank Size
						A	B	C			
Tank Units For Dry Sprinkler Systems	90	1LAA-46T-M100GX	1.0	1/6	115-60-1	19	17	9	1/4	44	2
	150	2LAF-46T-M200EX	1.6	1/4	115-60-1	26	24	13.5	1/4	78	12
	180	3LBA-46T-M300AX	2.0	1/3	115-60-1	26	23	13.5	1/4	80	12
	300	4LCB-46T-M450GX	3.1	1/2	115/230-60-1	33	27	16	1/4	109	20
	400	5LCA-46T-M550GX	4.7	3/4	115/230-60-1	33	27	16	1/4	115	20
	600	6LCF-46T-M616NEX	5.9	1	115/230-60-1	38	28.2	17	3/8	169	30
	800	7LDE-46T-M750X	7.9	1 1/2	115/208-230-60-1	38	28.6	17	3/8	185	30
	1000	8LDF-46T-M850X	8.84	2	115/230-50-60-1	38	29.1	17	3/8	200	30



GAST[®]

GENUINE PARTS & SERVICE

Our genuine parts and service provide you the quality, durability, and dependability you have come to expect from GAST. Simplify repairs, maximize life and performance, and tailor your products with our proven aftermarket solutions.



Parts

Replace with confidence using manufacturer-certified components

- Critical individual parts to ensure against the unexpected
- Multi-pack offerings on common wear items for maximum value

Kits

Eliminate the guesswork and fix it right the first time

- Preventative maintenance kits to keep your product running smoothly
- Repair kits to get you back up and running quickly

Accessories

Taylor and protect your product's performance

- Accessories that adapt GAST products to your specific applications
- Genuine GAST lubricants and filters to extend life and maximize performance

Service

Leverage our global Authorized Service Center network for warranty, service, and training

- Guaranteed worldwide warranty repair through Authorized Service Centers
- Customized refurbishment and training programs to meet your needs

AMERICAS

Headquarters

GAST Manufacturing, Inc.
2300 M-139 Highway
Benton Harbor, MI 49023

Office: 269-926-6171

Tech: 269-934-1130

Fax: 269-927-0808

EMEA

GAST Group Ltd.

Unit 11, The 10 Centre
Nash Road
Redditch, B98 7AS
United Kingdom

Phone: +44 (0) 1527 50 40 40

Fax: +44 (0) 1527 52 52 62

APAC

GAST Group Ltd.

Room 3502-3505
No. 1027 Chang Ning Road,
Zhaofeng Plaza
Shanghai, China 200050

Phone: +86-21-52415599 ext. 302

Fax: +86-21-52418339 ext. 302

Pictorial and dimensional data is subject to change without notice. The information presented is based on technical data and test results of nominal units. It is believed to be accurate and is offered as an aid in the selection of Gast products. It is the user's responsibility to determine suitability of the product for intended use and the user assumes all risk and liability whatsoever in connection therewith. Environmental and application conditions may affect advertised life.

GAST[®]

www.gastmfg.com

Copyright ©2019 Gast Manufacturing Inc. All rights reserved. GAST_Catalog_1019